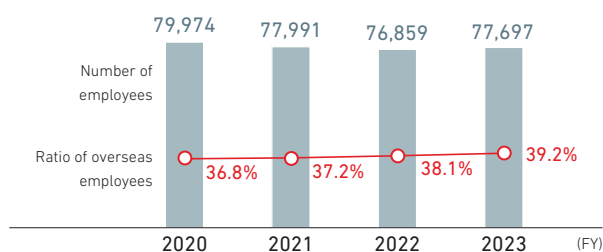


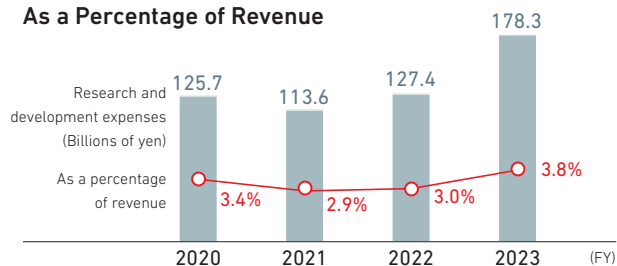
# Financial and Non-Financial Highlights

INPUT			OUTPUT
As of March 31, 2023			(YoY)
Total assets	<b>¥5,474.8</b> billion		
Total equity	<b>¥1,833.9</b> billion		
Interest-bearing debt	<b>¥742.4</b> billion		
Number of employees	<b>76,859</b> people		
Number of patents held	<b>25,771</b>		
	Research and development expenses	<b>¥178.3</b> billion <span style="color: red;">▲ 40.0% UP</span>	Orders received <b>¥6,684.0</b> billion <span style="color: red;">▲ 48.5% UP</span>
	Capital expenditures	<b>¥200.4</b> billion <span style="color: red;">▲ 33.0% UP</span>	Revenue <b>¥4,657.1</b> billion <span style="color: red;">▲ 10.8% UP</span>
	Total energy consumption <sup>1</sup>	<b>1,734</b> GWh <span style="color: blue;">▼ 1.3% DOWN</span>	Profit from business activities <b>¥282.5</b> billion <span style="color: red;">▲ 46.1% UP</span>
	Number of overseas employees	<b>30,494</b> people <span style="color: red;">▲ 4.0% UP</span>	

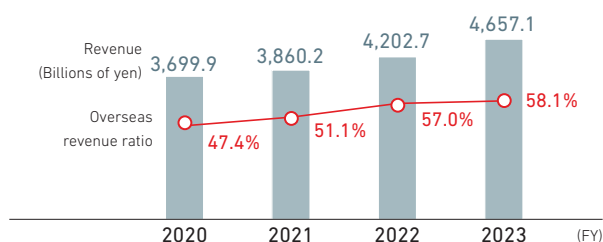
Number of Employees/Ratio of Overseas Employees



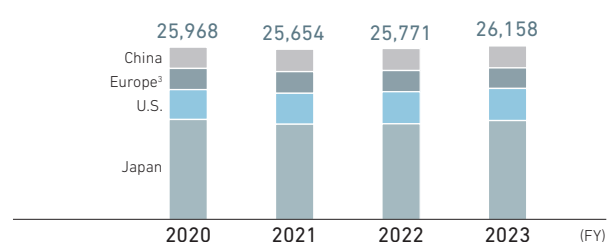
Research and Development Expenses/As a Percentage of Revenue



Revenue/Overseas Revenue Ratio



Number of Patents Held<sup>2</sup>



1 Scope of data: MHI on a non-consolidated basis and Group companies (FY2020: 156, FY2021: 158, FY2022: 163, FY2023: 156 (Revenue coverage ratio: 98%))

2 Scope of data: MHI and major consolidated subsidiaries

3 Data are for European regional patents

4 Scope of data: MHI on a non-consolidated basis and Group companies (FY2020: 44, FY2021: 56, FY2022: 56, FY2023: 51 (Employee coverage ratio: 71.1%))

5 This figure has been retroactively adjusted to reflect a 10-for-1 stock split conducted on April 1, 2024 (pre-split dividend x 1/10).

OUTCOME

As of March 31, 2024

EBITDA

¥432.6 billion ▲ 30.7% UP

Profit attributable to owners of the parent

¥222.0 billion ▲ 70.2% UP

Total assets (YoY)

¥6,256.2 billion ▲ 14.3% UP

EBITDA margin

9.3% ▲ 1.4pt UP

Free cash flows

¥200.1 billion ▲ ¥164.8 billion UP

Total equity

¥2,360.6 billion ▲ 28.7% UP

Greenhouse gas (CO<sub>2</sub>) emissions<sup>1</sup>

534 kilotons ▲ 3.7% UP

ROE

11.1% ▲ 3.2pt UP

Interest-bearing debt

¥728.9 billion ▼ 1.8% DOWN

Dividend payments (for FY2023)

¥50.3 billion ▲ 30.3% UP

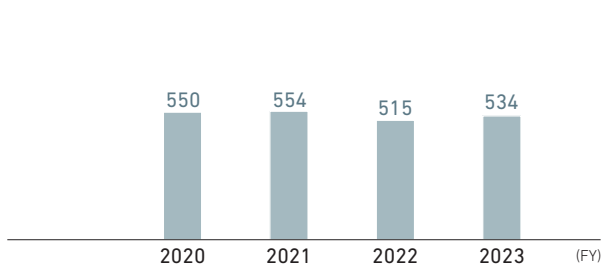
Number of employees

77,697 people ▲ 1.1% UP

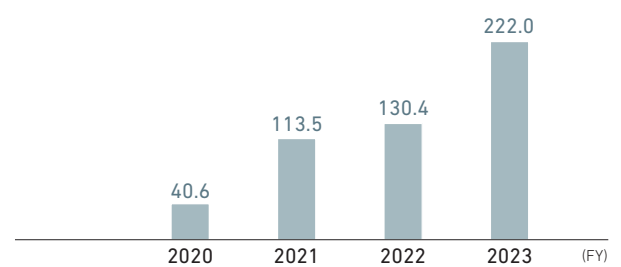
Number of patents held

26,158 ▲ 1.5% UP

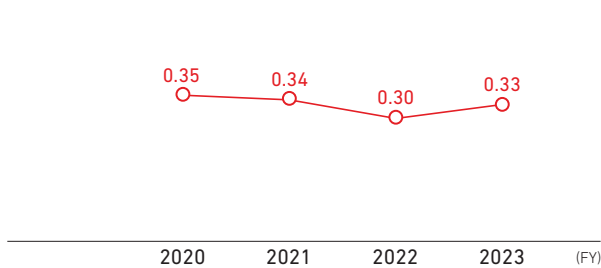
Greenhouse Gas (CO<sub>2</sub>) Emissions (Scopes 1 and 2)<sup>1</sup> (Kilotons)



Profit Attributable to Owners of the Parent (Billions of yen)



Industrial Accident Frequency Rate<sup>4</sup>



Cash Dividend per Share<sup>5</sup> (After accounting for stock split) (Yen)

