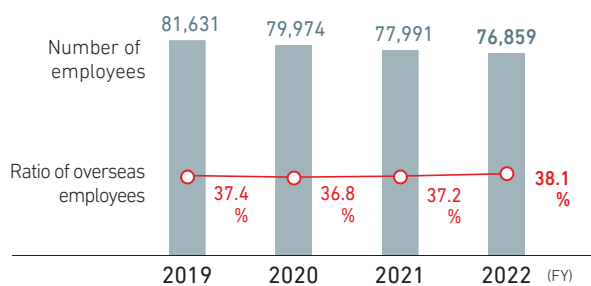


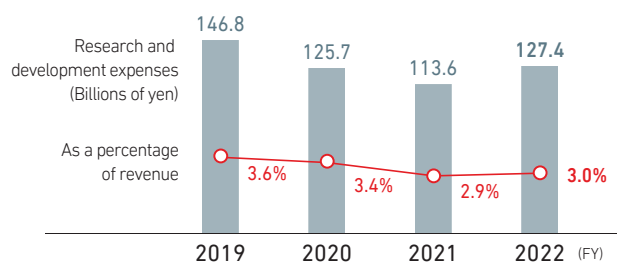
Financial and Non-Financial Highlights

INPUT	OUTPUT	
As of March 31, 2022	(YoY)	
Total assets ¥ 5,116.3 billion	Research and development expenses ¥ 127.4 billion ▲ 12.1% UP	Orders received ¥ 4,501.3 billion ▲ 10.7% UP
Total equity ¥ 1,662.5 billion	Capital expenditures ¥ 150.7 billion ▲ 22.7% UP	Revenue ¥ 4,202.7 billion ▲ 8.9% UP
Interest-bearing debt ¥ 734.9 billion	Total energy consumption*1 1,862 GWh ▼ 1.1% DOWN	Profit from business activities ¥ 193.3 billion ▲ 20.6% UP
Number of employees 77,991 people	Number of overseas employees 29,317 people ▲ 1.0% UP	
Number of patents held 25,654		

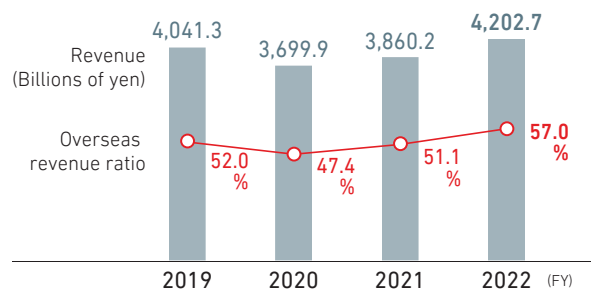
Number of Employees/Ratio of Overseas Employees



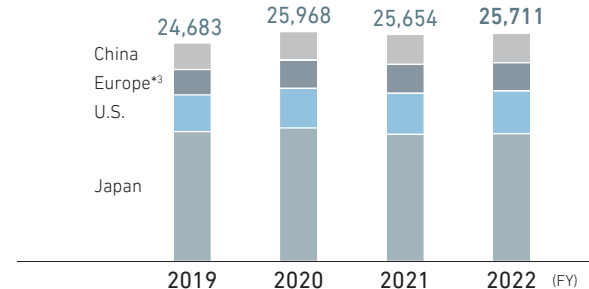
Research and Development Expenses/As a Percentage of Revenue



Revenue/Overseas Revenue Ratio



Number of Patents Held*2



*1 Scope of data: MHI on a non-consolidated basis and Group companies (FY2019: 157, FY2020: 156, FY2021: 158, FY2022: 163)

*2 Scope of data: MHI and major consolidated subsidiaries

*3 Data are for European regional patents

*4 Scope of data: MHI on a non-consolidated basis and Group companies (FY2019: 23, FY2020: 44, FY2021: 56, FY2022: 56)

OUTCOME

EBITDA

¥ **331.1** billion  13.2% UP

EBITDA margin

7.9 %  0.3pt UP

Greenhouse gas (CO₂) emissions*1

530 kilotons  2.6% DOWN

Profit attributable to owners of the parent

¥ **130.4** billion  14.9% UP

Free cash flows

¥ **35.3** billion  266.5 billion DOWN

ROE

7.9 %  0.2pt UP

Dividend payments (for FY2022)

¥ **38.6** billion  4.2% DOWN

As of March 31, 2023

Total assets

¥ **5,474.8** billion  7.0% UP

Total equity

¥ **1,833.9** billion  10.3% UP

Interest-bearing debt

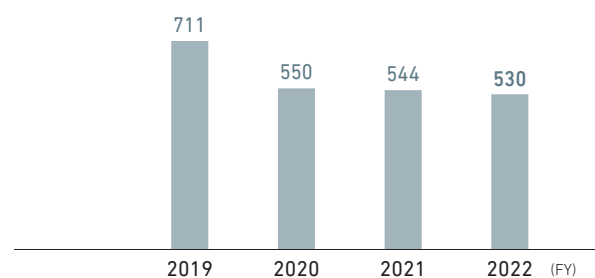
¥ **742.4** billion  1.0% UP

Number of employees

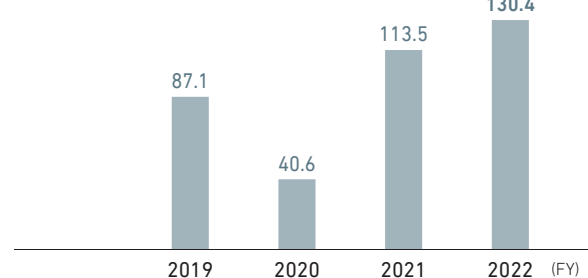
76,859 people  1.5% DOWN

Number of patents held

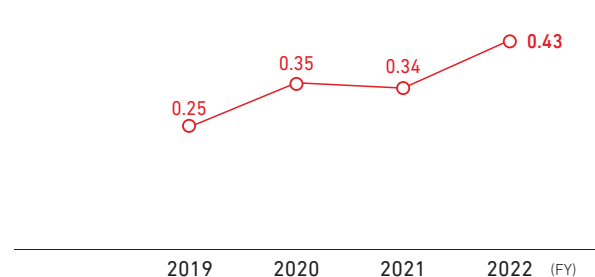
25,771  0.5% UP

Greenhouse Gas (CO₂) Emissions (Scopes 1 and 2)*1 (Kilotons)

Profit Attributable to Owners of the Parent (Billions of yen)



Industrial Accident Frequency Rate**4



Cash Dividends per Share/Dividend Payout Ratio

