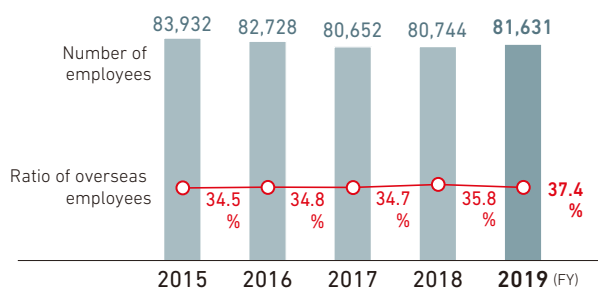


Financial and Non-Financial Highlights

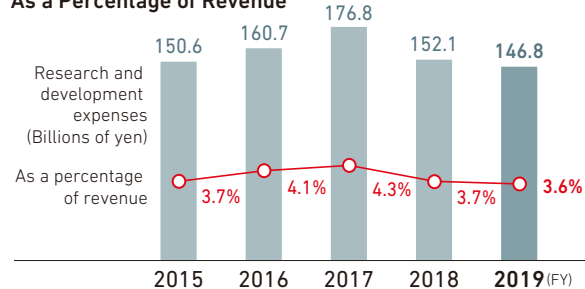
INPUT	OUTPUT	
As of March 31, 2019	(Year-on-year change)	
Total assets ¥ 5,240.3 billion	Research and development expenses ¥ 146.8 billion ▼ 3.5% DOWN	Orders received ¥ 4,168.6 billion ▲ 8.2% UP
Total equity ¥ 1,728.6 billion	Capital investment ¥ 161.5 billion ▲ 9.6% UP	Revenue ¥ 4,041.3 billion ▼ 0.9% DOWN
Interest-bearing debt ¥ 665.1 billion	Energy input*1 14,671 TJ ▼ 0.4% DOWN	Profit from business activities ¥ -29.5 billion ▼ ¥230.0 billion DOWN
Number of employees 80,744 people	Number of overseas employees 30,501 people ▲ 5.6% UP	
Number of patents held 23,201		

MHI Group has adopted the International Financial Reporting Standards (IFRS) from fiscal 2018. Actual financial numbers for FY2017 are also shown here in accordance with IFRS.

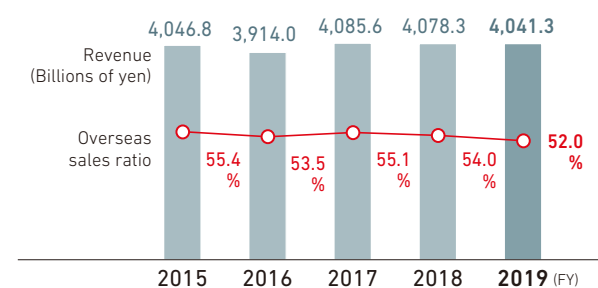
Number of Employees/Ratio of Overseas Employees



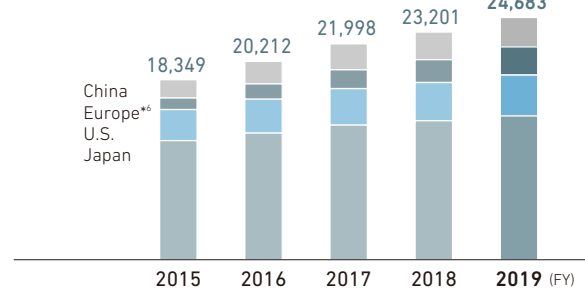
Research and Development Expenses/As a Percentage of Revenue*4



Revenue/Overseas Sales Ratio*4



Number of Patents Held*5



*1 Data are for MHI and 163 group companies.
 *2 Base lines were determined (base year/comparison target) in accordance with the characteristics of each product. Using these base lines, the amount of CO₂ reduced through product use was calculated in accordance with such factors as the number of products in operation and the number of units sold in the relevant fiscal year.
 *3 Data are for MHI and Mitsubishi Hitachi Power Systems, Ltd.'s (company name was changed to Mitsubishi Power Ltd. in September 2020) Nagasaki, Takasago, and Yokohama plants.
 *4 In regard to revenue, the figures up until fiscal 2016 are net sales (JGAAP).
 *5 Data are for MHI and major consolidated subsidiaries.
 *6 Data are for European regional patents.
 *7 Data are for MHI on a non-consolidated basis. However, 23 Group companies are included from FY2017 onward.

OUTCOME

EBITDA

¥ **115.1** billion ▼ 63.1% DOWN

EBITDA margin

2.8% ▼ 4.8pt DOWN

Greenhouse gas (CO₂) emissions*1

711 kilotons ▼ 10.5% DOWN

Profit attributable to owners of the parent

¥ **87.1** billion ▼ 21.0% DOWN

Free cash flows

¥ **212.9** billion ▼ 17.6% DOWN

ROE

6.6% ▼ 1.3pt DOWN

Dividend payments (for FY2019)

¥ **50.4** billion ▲ 15.4% UP

Reduction in CO₂ from using MHI's products*2

61,438 kilotons ▼ 6.0% DOWN

As of March 31, 2020

Total assets (Compared with fiscal 2018)

¥ **4,985.6** billion ▼ 4.9% DOWN

Total equity

¥ **1,290.0** billion ▼ 25.3% DOWN

Interest-bearing debt

¥ **598.2** billion ▼ 10.0% DOWN

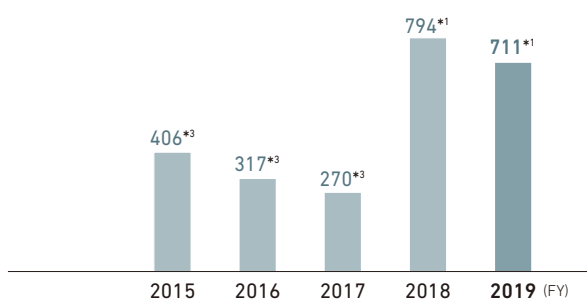
Number of employees

81,631 people ▲ 1.0% UP

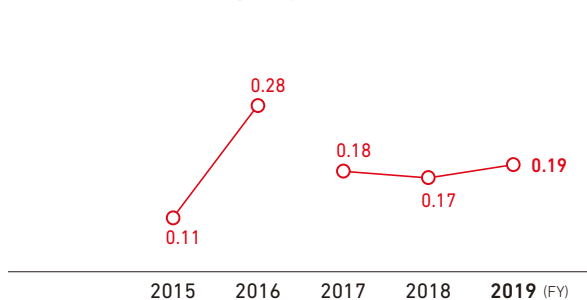
Number of patents held

24,683 ▲ 6.4% UP

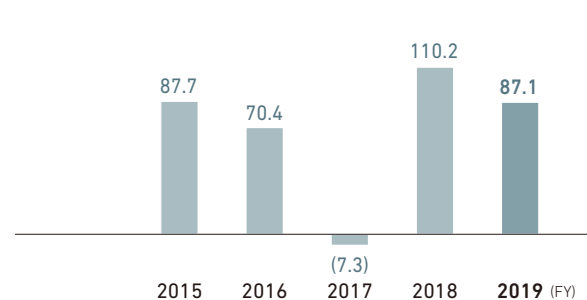
Greenhouse Gas (CO₂) Emissions (Kilotons)



Industrial Accident Frequency Rate*7



Profit Attributable to Owners of the Parent (Billions of yen)



Cash Dividends per Share/Dividend Payout Ratio

