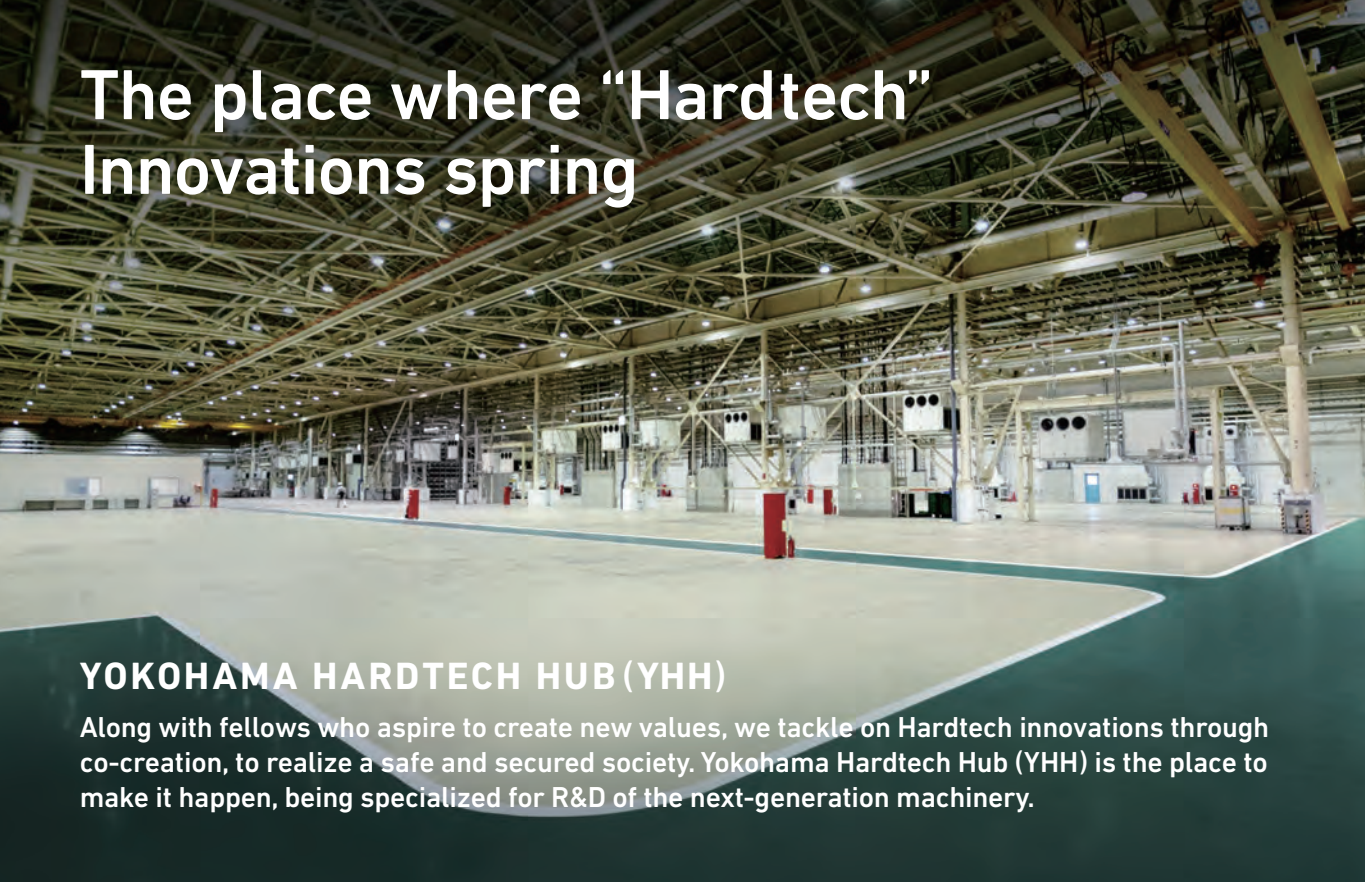




HARDTECH HUB
YOKOHAMA

The place where “Hardtech” Innovations spring



YOKOHAMA HARDTECH HUB (YHH)

Along with fellows who aspire to create new values, we tackle on Hardtech innovations through co-creation, to realize a safe and secured society. Yokohama Hardtech Hub (YHH) is the place to make it happen, being specialized for R&D of the next-generation machinery.

FACILITIES

Facilities that have been refined with the modernization of Japan will be reborn as your workshop

Outline

- Site area: 20,000m² (Area 24: 2,000m², Area 22&23: 9,000m², Area 21: 9,000m²)
- Construction: Reinforcing bar structure one-story construction
Up to 450mm thick concrete floor
- Indoor ceiling height: 14.5-19.5m
- Indoor building: 800m²
- Infrastructure equipment: Lighting, power supply
(Single-phase 100V/200V, Three-phase 200v/400v)
Compressed air, air conditioning,
cold/hot water supply, Truck entrances, etc.
- Crane: Maximum load 0.49 ton-2.8 ton
Maximum lift 9.5 m
- Shared facilities: Event square, Meeting rooms, Wireless LAN,
Copy machines, pantry etc
- Fee: Reasonable flat-rate rent while located in the Greater Tokyo area,
including lighting/100V power supply, air conditioning, wireless LAN, etc.

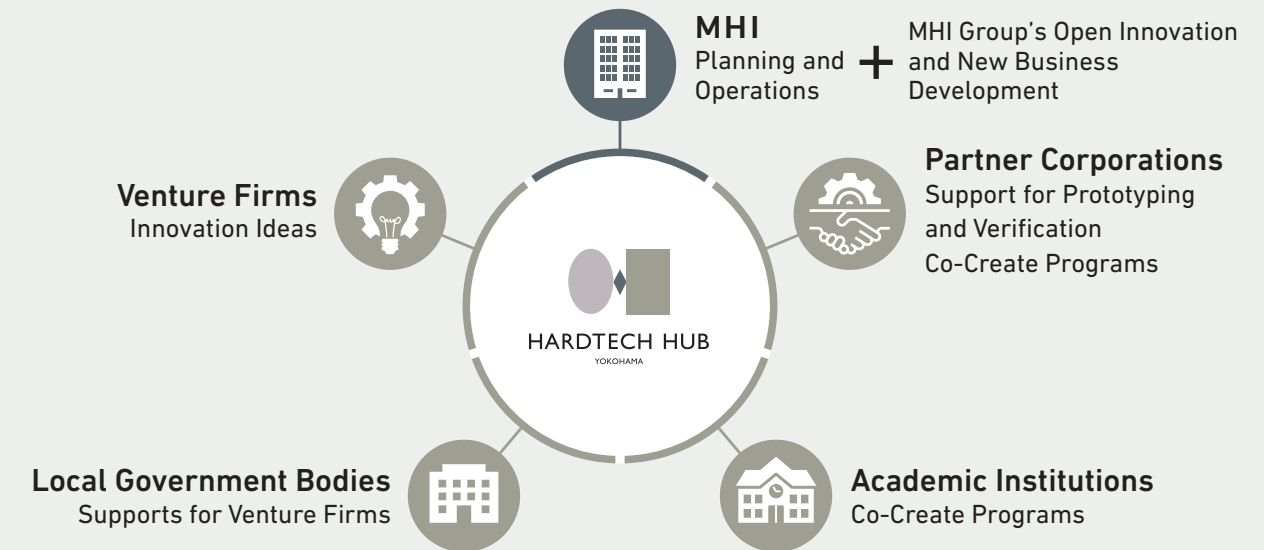


Location conditions that maintain the convenience of manufacturing

- 30 minutes drive from Haneda International Airport
- Open 24-hours/7 days for Prototyping and Verification
- Facing the harbor near Honmoku Junction on the Metropolitan Expressway Bayshore Line
: suitable for land and sea transportations

YHH contribute to accelerate solutions on social challenges and regional development by providing technology-orientated support for the creation and emergence of new innovations, and also increase the corporate value of MHI Group

We aim to become a HUB that fosters Hardtech innovations through co-creation activities, working with various organizations such as venture firms, local government bodies, partner corporations, educational institutions, etc.



TARGET AREAS

Environment, Energy



New Mobility

Intelligent Machine, Electrification



Food and Agriculture

Aims to Realize a Safe and Secure Society

SEEKING FOR PARTNERS

To create a better world together, We are seeking for partners who have a clear vision of the society that they want to realize, and who are committed to challenging implementations of new technologies toward new markets.

Spacious labs, abundant power supply capacity, and high-load allowance enable any prototyping and verifications of large products. There are some separated rooms in the factory, which can also be used as private work space. Area 22 and 23 are hazardous materials handling facilities, in which hazardous materials can be used.

**Reception/
multipurpose open space**



Cafeteria



Area 24 Crane 2.8 ton × 2 units

Lower end of crane garter : 10.5 m
Under the beam of the building : 14.5 m



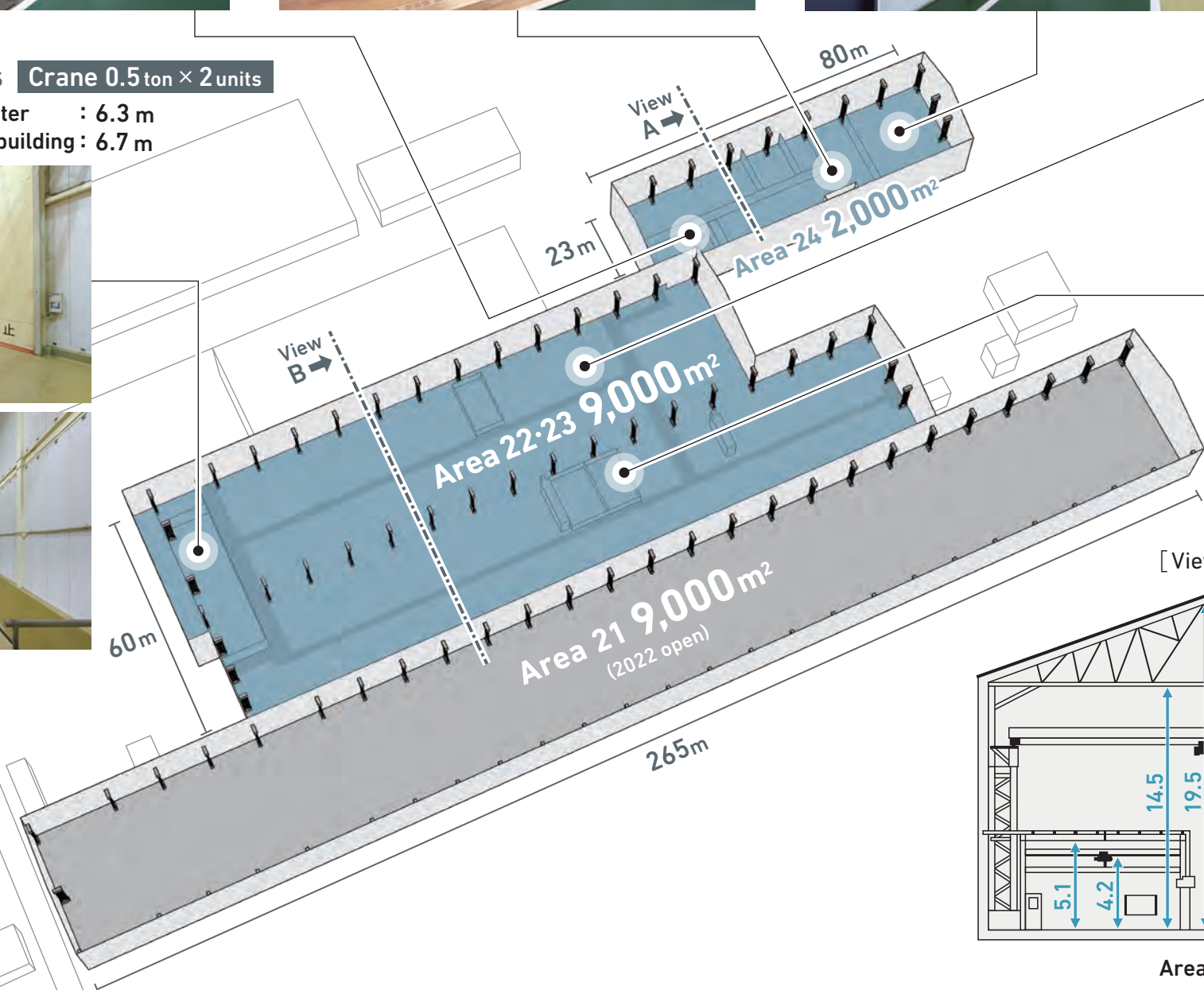
Area 23 Crane 2.8 ton × 8 units

Lower end of crane garter : 8.3 m
Under the beam of the building : 9.0 m




Separated rooms Crane 0.5 ton × 2 units

Lower end of crane garter : 6.3 m
Under the beam of the building : 6.7 m

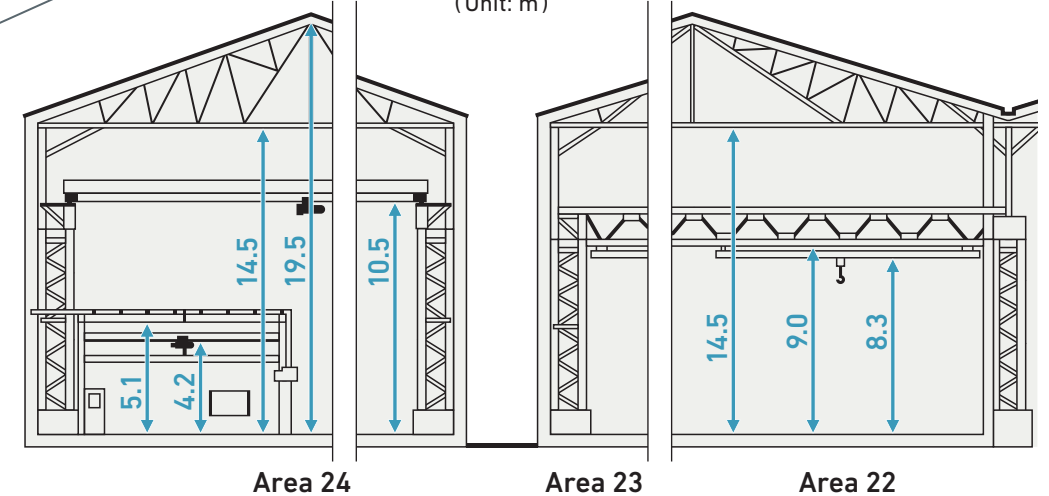


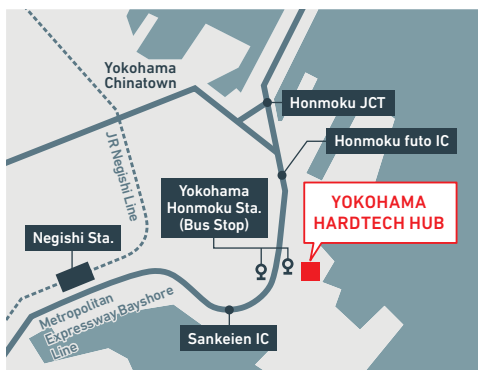
Area 22 Crane 2.8 ton × 9 units

Lower end of crane garter : 8.3 m
Under the beam of the building : 9.0 m



[View A] Cross section [View B]
(Unit: m)





ADDRESS

12, Nishikicho, Naka-ku, Yokohama, Kanagawa, 231-8715, Japan
abt.30 minutes by car from Haneda Airport
abt.30 to 40 minutes by bus from Yokohama Sta. or Sakuragicho Sta.
abt.10 minutes by bus from Negishi Sta.

CONTACT

Business intelligence & innovation Department
Technology Strategy Office
Mitsubishi heavy industries, Ltd

YOKOHAMA HARDTECH HUB (YHH)

Mail : yhh@mhi.com

Website : <https://www.mhi.com/company/technology/yhh>

